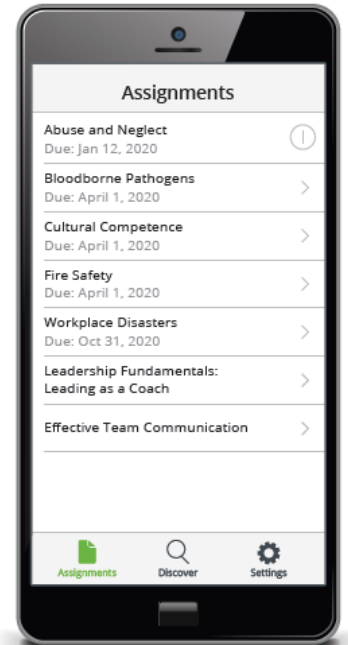


Quick Start Guide for the Relias Platform - Mobile

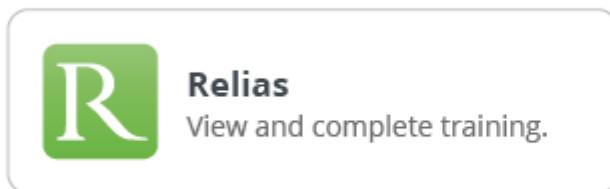
RELIAS LEARNER MOBILE APP

The new Relias Learner app creates an engaging and intuitive environment for completing assignments, exams, accessing and sharing certificates, and more.

Relias has created a new mobile application that will allow you to complete modules, exams, access and share certificates, and more. The **Relias Learner** app is currently available in app stores.



Download the free Relias app on your mobile device for instant access to your courses anytime, anywhere.



LOGGING IN

When you first access the Relias Learner app, you will need to select a desired language. After selecting your desired language, logging in is like logging in through your web browser.

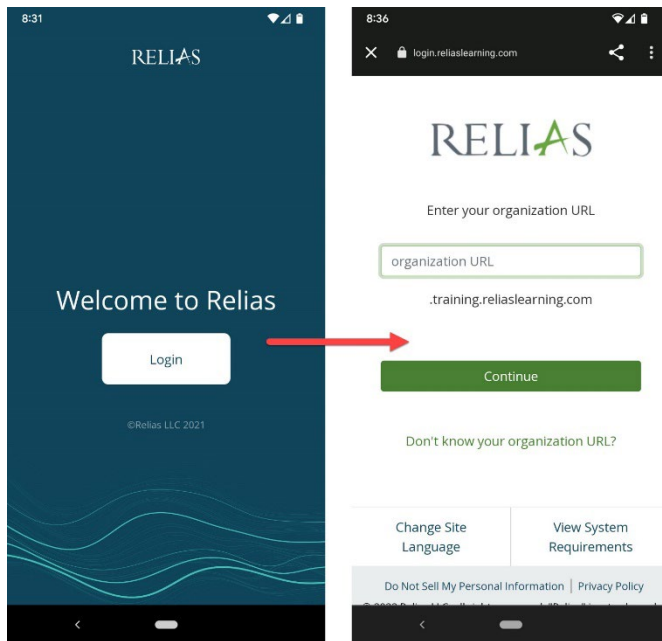
To **access your account**, visit the app and add the Relias URL or the Organization ID.

Your Relias URL is:

jaynolancommunityservices

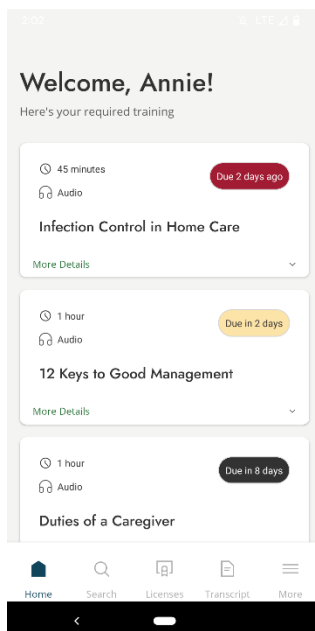
Organization ID:

31048



Then log in with your **username** and **password**.

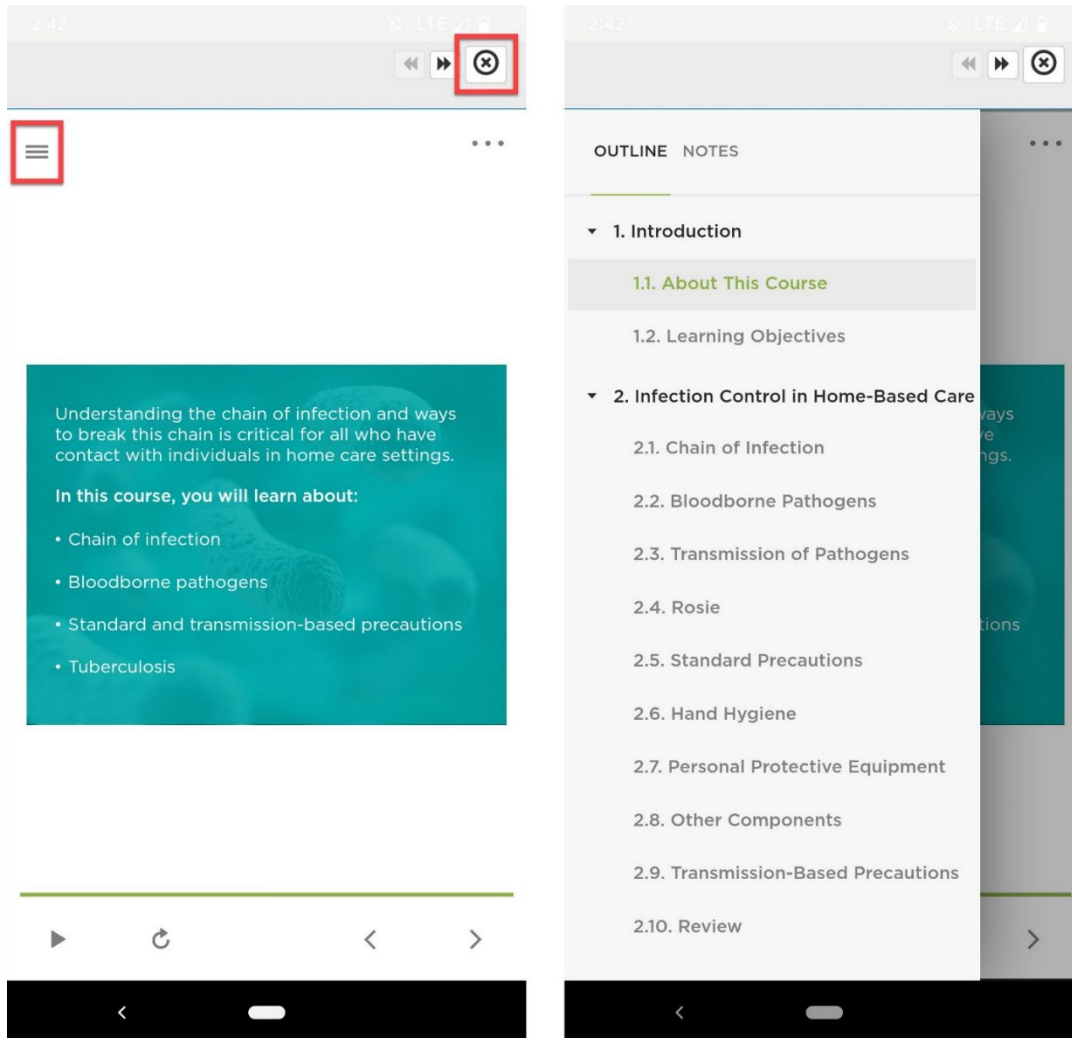
The Relias Account Information email was sent upon your account being created.



HOME

You will find all your current assignments on the Home tab. Audio and video icons indicate the type of content included in the module. Tap a card to open the module.

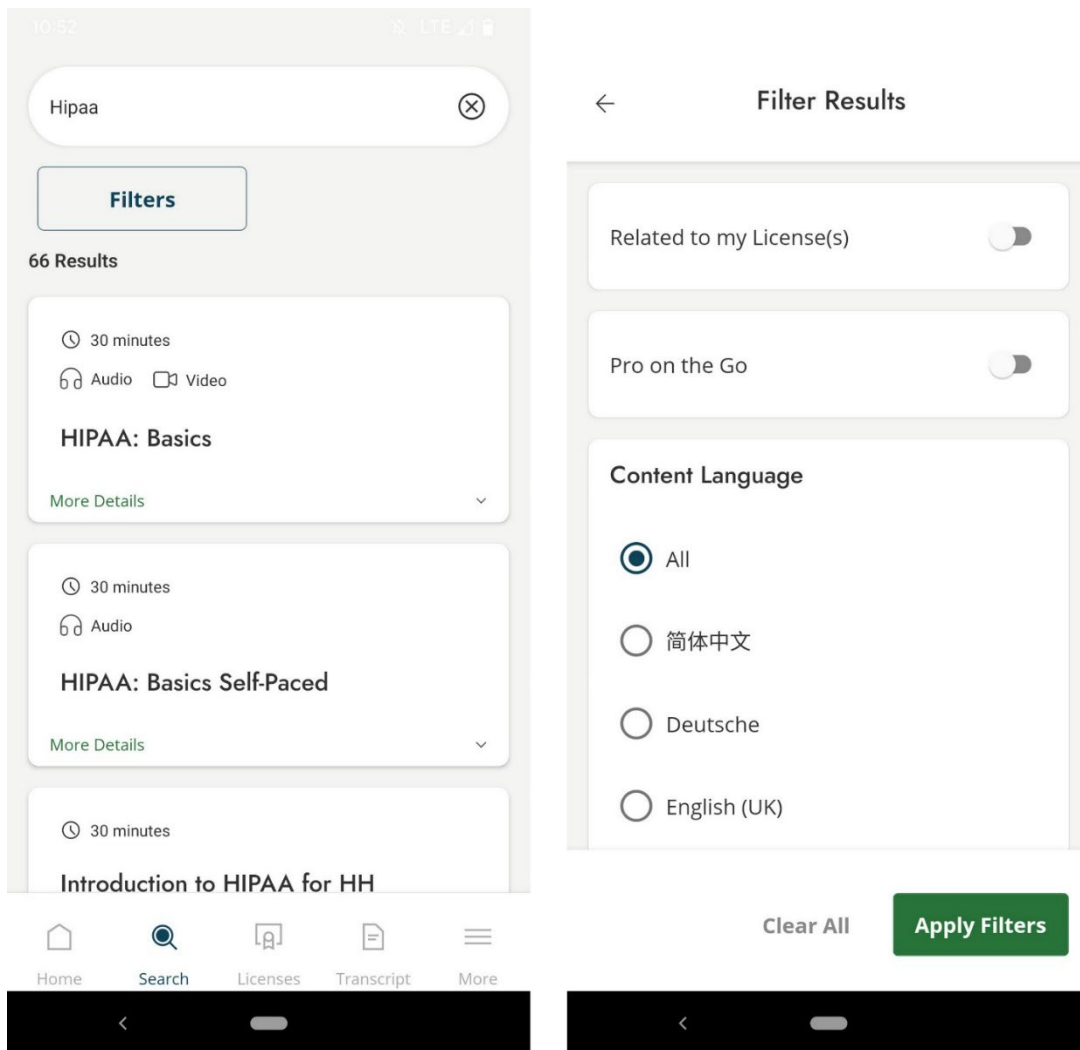
Once you open a course lesson, moving to the next slide is as easy as swiping from right to left. You can open an outline and notes of the course by tapping on the **sandwich icon** on the left. If you need to exit the course at any time, tap the **x icon** in the top right corner.



Your progress through course content and exams is synced with your Relias account across devices. The progress you made on courses in the mobile app will show on a web platform as well.

SEARCH

Use the Search tab to find and enroll into modules from the Course Library. You can use the search bar to find modules by keywords or topics. After searching for a keyword, you can add **Filters** to find courses with CEUs for your License(s), Pro on the Go courses, and modules in a specific language. Tap on the **title** of a course or **More Details** to read the module's description and enroll. When you enroll into a module, it is added to your assignments on the Home tab.

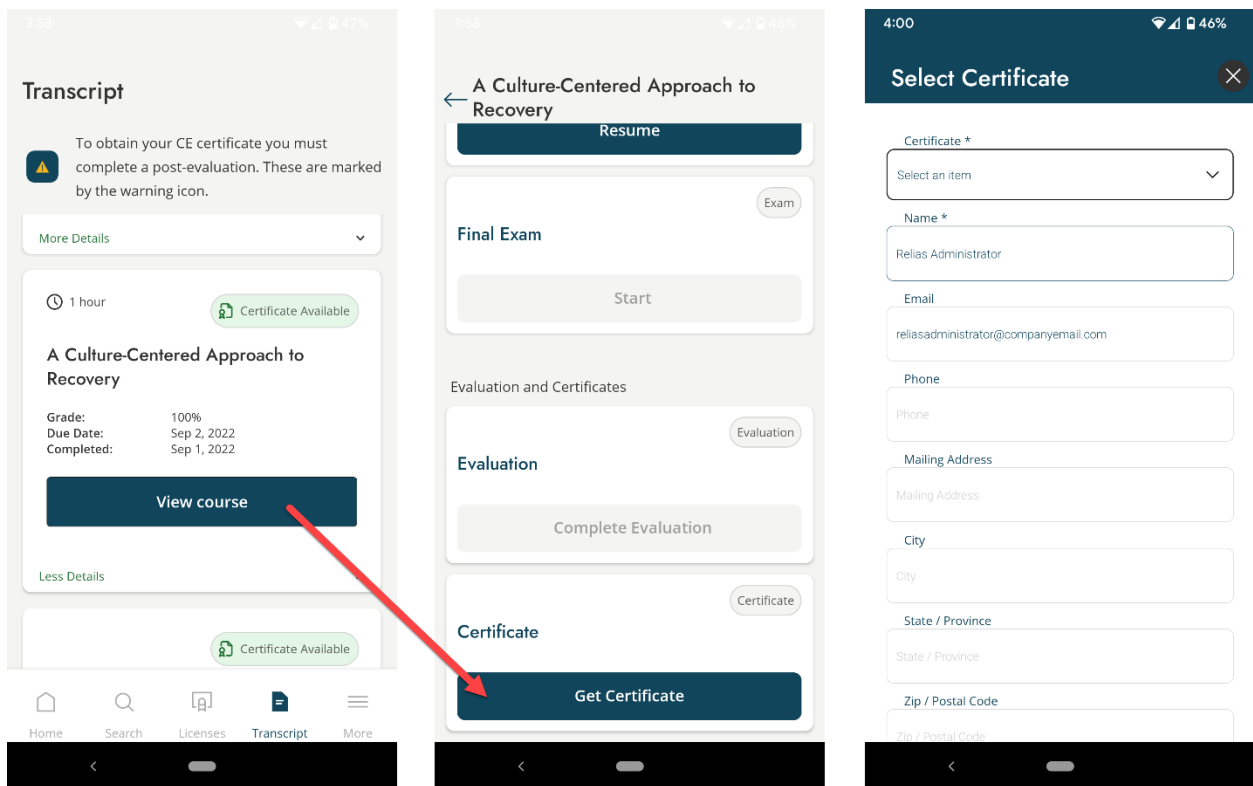


Please Note: Some modules may not be available to complete in the mobile app. If enrolled into one of these modules, you will see a message indicating it as "Not Available".

TRANSCRIPT

The Transcript tab is where you can access any completed modules. Tap a course card and tap **View Course** to access the course information page.

From the course information page, you can **complete an evaluation and access certificates**. When accessing a certificate, be sure to select the certificate you wish to download and fill out any required information. Your certificate will download and open sharing options on your device.



MORE

If you would like to change the language of the Relias Learner App, go to **More**, tap on **Change Language**, and select your desired language.

Please Note: Change Language only changes the language of app features. Course language is not included.

To log out of your account, go to the **More** tab and tap **Log Out**.

FAQ

Some courses require me to rotate my phone. How can I unlock the rotation on my phone?

Unlocking screen rotation depends on the brand, model, and operating system of your phone. For instructions specific to your device, please consult your phone's manufacturer.